

# St Joseph's Catholic Primary School (URN: 109238)

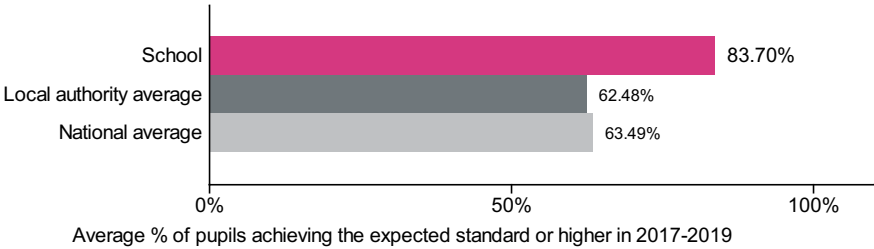
## Key stage 2 three year average

This is provisional data for 2018/19. CLA data is not currently available, so we are not publishing breakdowns of data such as disadvantaged which appeared previously. This information will be included in the revised release.

Also, any amendments made to this school's data will be reflected when we re-publish the data in a few months. National and local authority benchmarks may also change. Until these changes take effect, you may see differences between data on ASP and Compare school and college performance.


## Percentage of pupils achieving expected standard in reading, writing and maths, 2017-2019

Number of pupils in 2017 = 30  
Number of pupils in 2018 = 30  
Number of pupils in 2019 = 32



## Percentage of pupils achieving higher standard in reading, writing and maths, 2017-2019

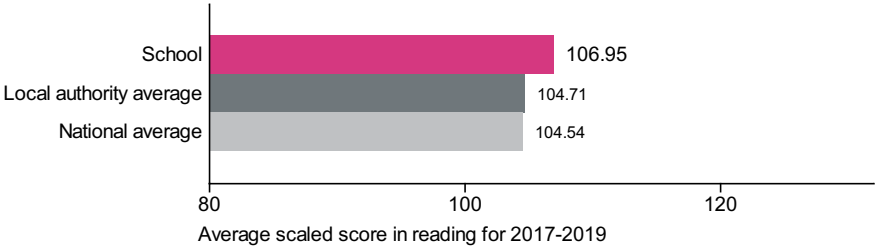
Number of pupils in 2017 = 30  
Number of pupils in 2018 = 30  
Number of pupils in 2019 = 32



# Average scaled score in:

## Reading, 2017-2019

Number of pupils in 2017 = 30  
Number of pupils in 2018 = 30  
Number of pupils in 2019 = 32



## Maths, 2017-2019

Number of pupils in 2017 = 30  
Number of pupils in 2018 = 30  
Number of pupils in 2019 = 32

